

## HARD STAND WIRE-O CALENDAR WITH HOT STAMPING

### Artwork Dimension - Calendar Stand

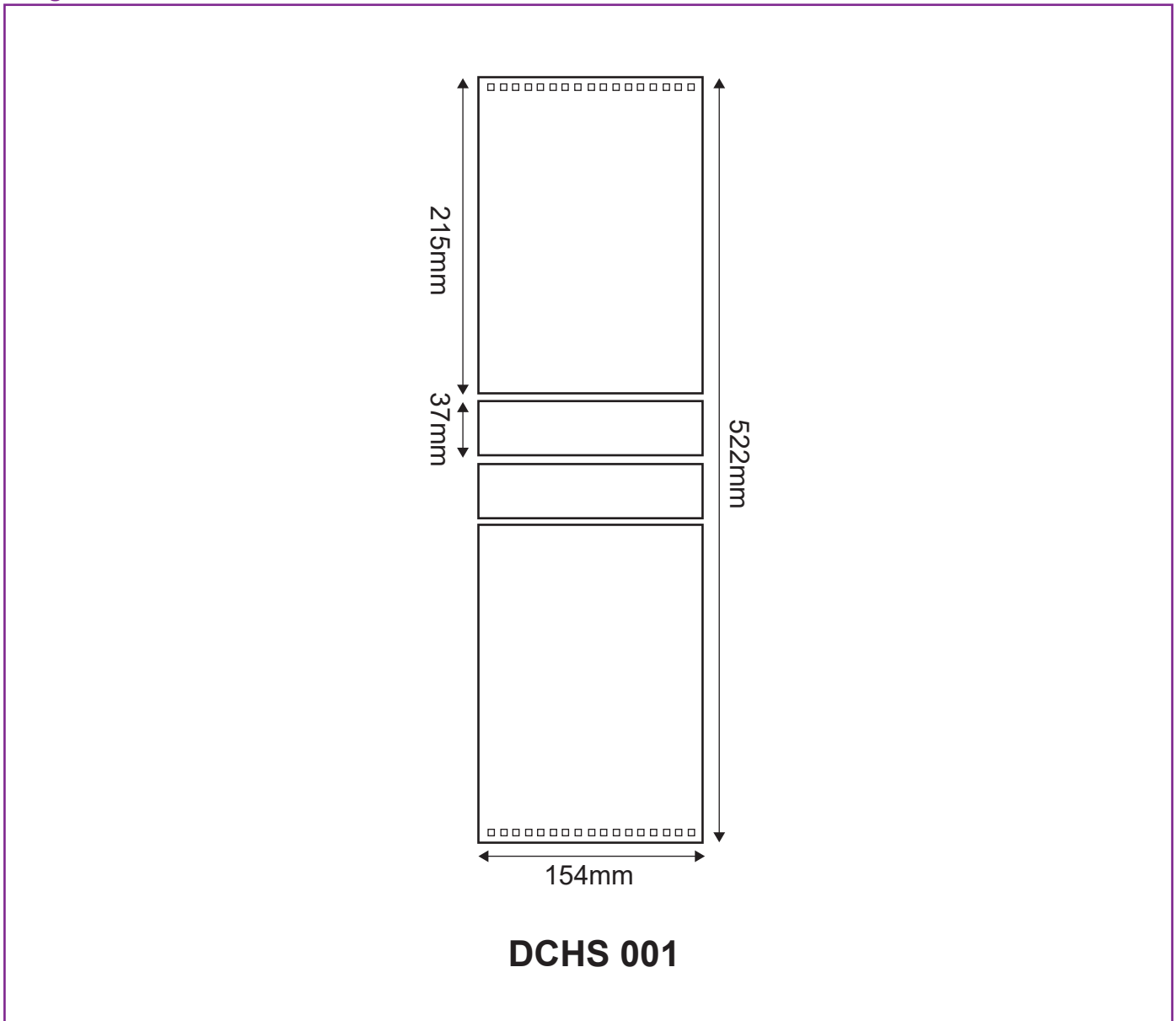
- Content (Refer Diagram)

Calendar Stand Material	Product Code	Open Size (Height x Width)	Close Size (Height x Width)	Base Size (Height x Width)
Hard Stand 700gsm	DCHS 001	522mm x 154mm	215mm x 154mm	86mm x 154mm

\* No Printing Allow

\* The sizes have tolerance 2mm

Diagram shows Header's Product and Artwork Dimension:

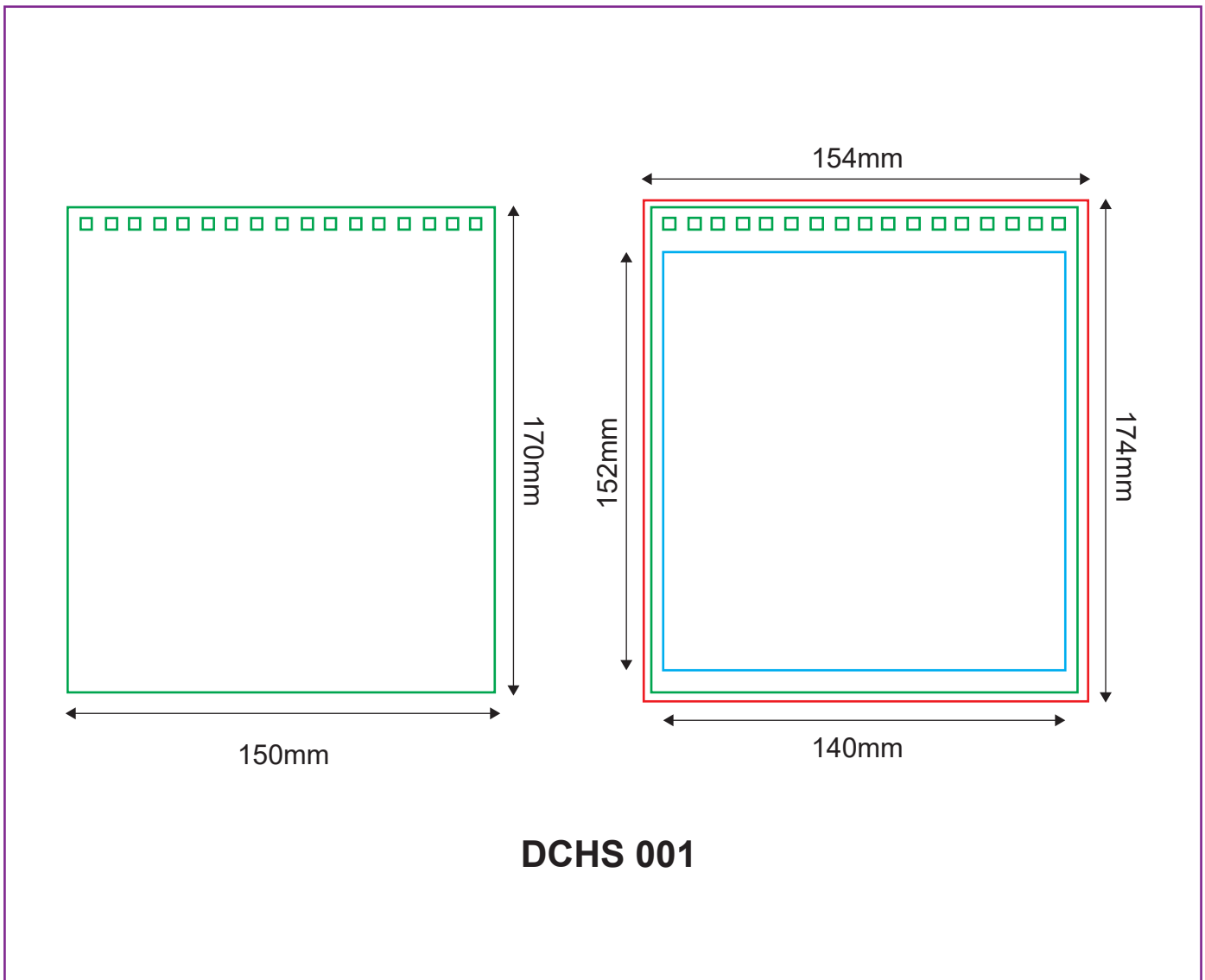


▪ **Artwork Dimension - Cover + Content**

- (Refer Diagram)

Cover + Content Material	Product Code	Actual Size (Height x Width)	Bleeding Size (Height x Width)	Safe Zone Size (Height x Width)	Paper Sheet / Artboard Size (Height x Width)
Art Card 2 Sides Coated 230gsm	DCHS 001	170mm x 150mm	174mm x 154mm	152mm x 140mm	174mm x 154mm

Diagram shows Header's Product and Artwork Dimension:



▪ **Artwork Dimension – Calendar Stand Hot Stamping**

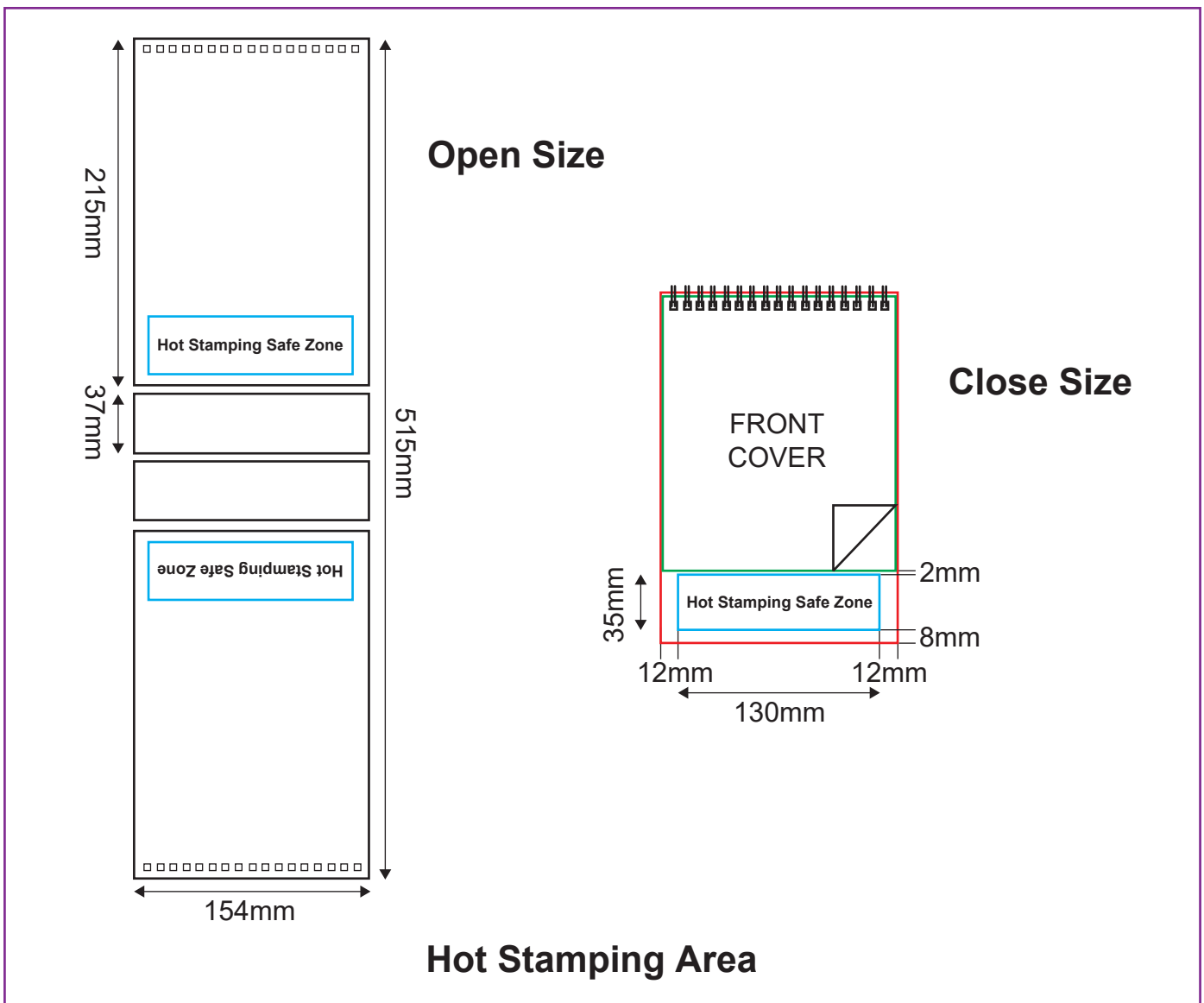
- (Refer Diagram)

▪ **Margin (Safe Zone)**

- 2mm from top edge
- 8mm from bottom edge
- 12mm from left and right edges

Hot Stamping Material	Product Code	Hot Stamping Area Size (mm)
Hot Stamping (Gold) Please fill area/image to be Hot Stamped with Pantone 871C (Gold)	DCHS 001	35mm x 130mm

Diagram shows Header's Product and Artwork Dimension:



■ **Wire-O Information**

Color of Wire-O	Wire-O Hole Punching Spacing (Trimming Till Hole End)	Wire-O Hole Punching Size (Height x Width)	Diameter of Wire-O	Number of Wire-O Hole Punching
Black	8mm	4mm x 4mm	3/8"	DCHS 001 – 17 Holes

**Image**

- Ensure all the image are in CMYK color mode.
- Ensure resolution of all images are set to 300dpi or above.

**Line**

- Line thickness is not less that 0.25points

**Font**

- Font size is not less than 4.0points.

**File Preparation**

- Artwork is saved in required file format Adobe Acrobat Document 4 – version 1.3 (.pdf).
- Resolution 300dpi and color mode CMYK.
- PDF files must prepare for artwork according types of product.

**Page Arrangement for Hard Cover Wire-O Desk Calendar with Hot Stamping in TWO PDF file**

- **File 1. xxxxxPDF\_h**  
 Page 1: Front Cover (FC)  
 Page 2: Inside Front Cover (IFC)
- **File 2. xxxxxPDF\_hs**  
 Page 1: Calendar Stand Hot Stamping

**■ File 3. xxxxxPDF\_c**

Page 1: Content 1 (January)

Page 2: Content 2 (February)

Page 3: Content 3 (March)

Page 4: Content 4 (April)

Page 5: Content 5 (May)

Page 6: Content 6 (June)

Page 7: Content 7 (July)

Page 8: Content 8 (August)

Page 9: Content 9 (September)

Page 10: Content 10 (October)

Page 11: Content 11 (November)

Page 12: Content 12 (December)

\* You are required to leave Blank Page if IFC is no Artwork Design.

\* You are required to submit the Content File (File 3), if Custom Design for content are require.

**Marking and Trapping**

- Do not apply any crop mark and trapping to your files, including box or bleeding marking or margin marking.