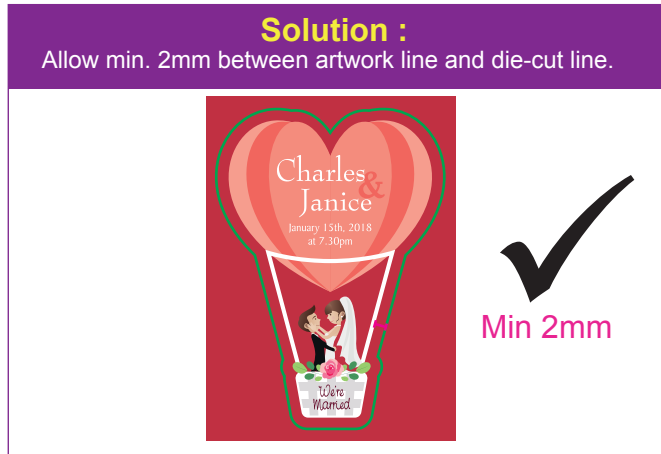
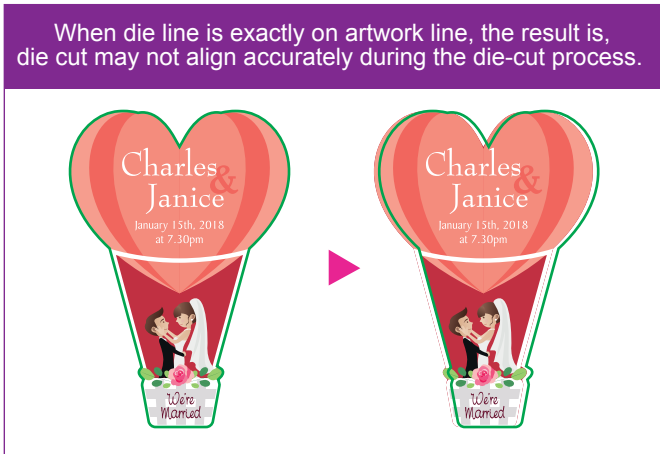


DIE LINE PRECAUTION FOR CUSTOM DIE CUT

Cutting Edge Tolerance: + - 1mm

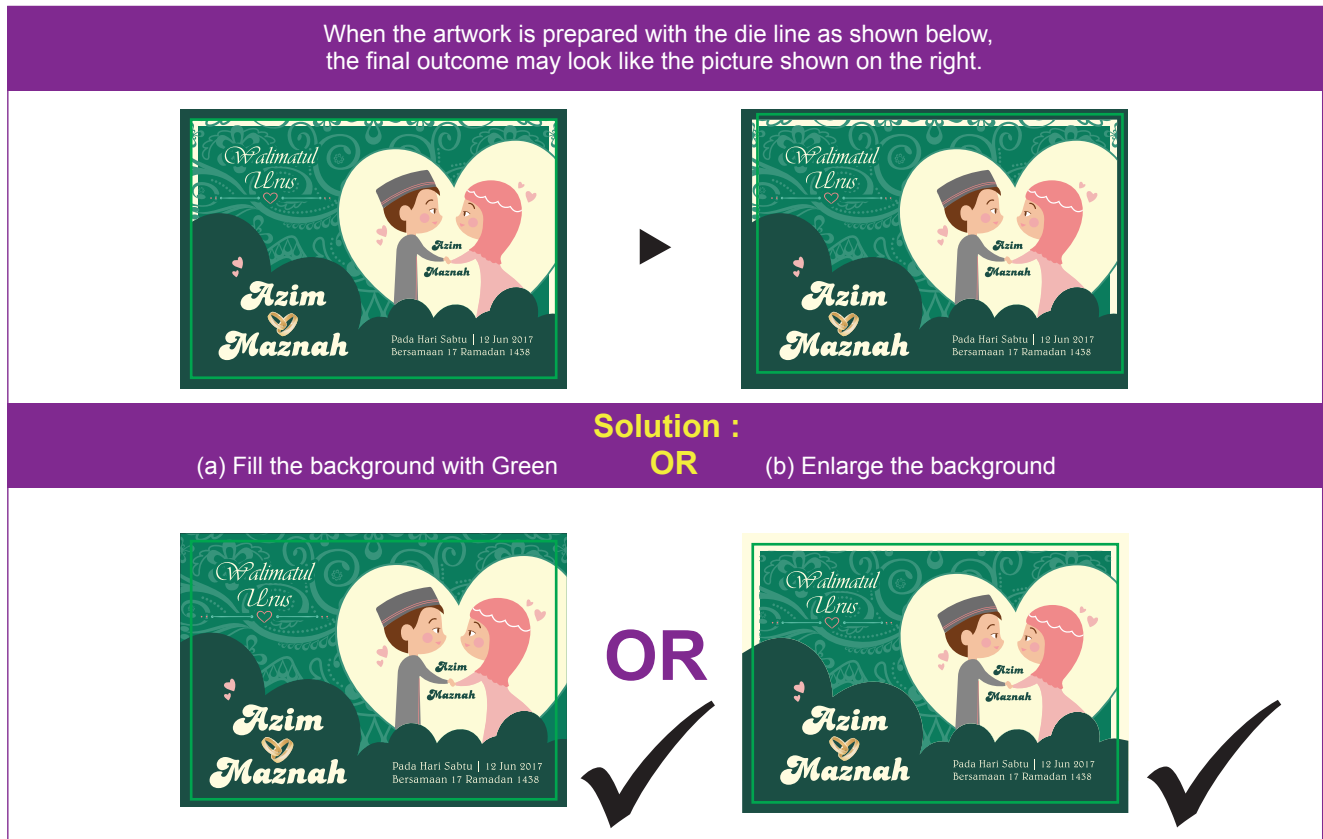
Below are mis-registration scenario that can be happen during the die-cut process when die line is not correctly placed, as + - 1mm cutting edge tolerance has to be taken into consideration.

► **Scenario 1:** What happens when die line falls exactly on the artwork line



► **Scenario 2:**

What happens when die line is exactly on different colour background.

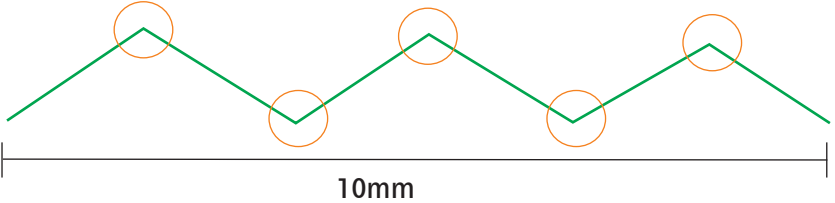

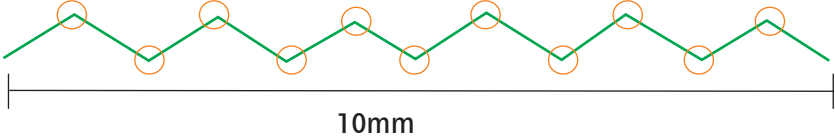

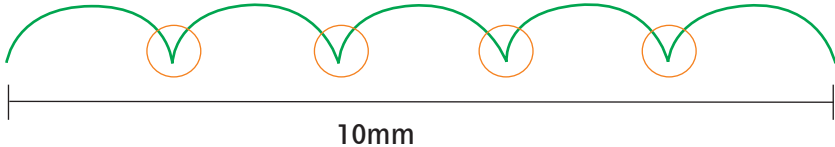

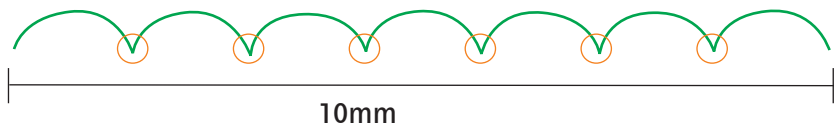


* Member is advised to revise artwork when these problems are detected.
* Excard shall not be held liable for any of defect in printing outcome due to artwork sent not correctly prepared as advised.

GAP BETWEEN MULTI-EDGES DIE LINE

How to define "Multi-Edges Die Line" - More than 5 cutting edges within 10mm.

Shown below is the correct and incorrect multi-edge die-line edges:

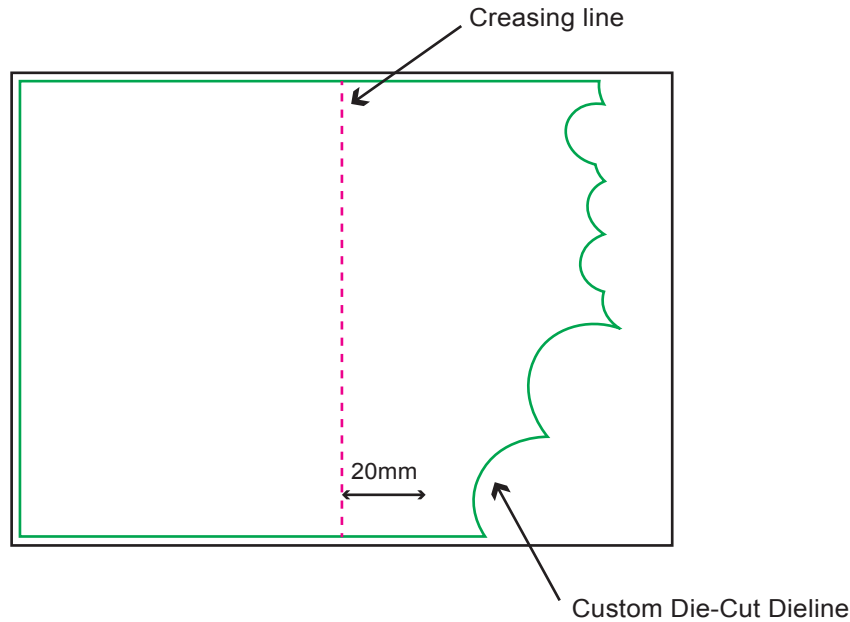
 <p>10mm ✓</p>	 <p>✗</p>
 <p>10mm ✗</p>	 <p>✗</p>
 <p>10mm ✓</p>	 <p>✗</p>
 <p>10mm ✗</p>	

ONLY ONE DIE LINE IS ALLOWED



CUSTOM DIE-CUT IS ONLY ALLOWED ON ONE SIDE OF 1FA FOLD

Minimum 20mm away from the creasing line.



Example of Custom Die-Cut 1Fa Fold

FILE PREPARATION FOR CUSTOM DIE-CUT

Artwork without any optional finishing

- Front
 - Page 1: Overview artwork (CMYK + Die Line)
 - Page 2: Printable artwork only (CMYK)
 - Page 3: Die Line only

- Back
 - Page 1: Printable artwork only (CMYK)

ARTWORK

- Artwork is prepared in our Product Size Templates
- Background design expand to Full Bleed size
- Vital elements are within Safe Zone
- No crop mark are applied

DESIGN

- All images have been exported / converted : Background, design effects, photos, images to TIFF files (not including text / vector images)
- Never manipulate images in layout program
- Resolution : 300 dpi
- Color Mode : CMYK color mode

MARKING & TRAPPING

- Never apply any crop mark or trapping onto the files.

FILE FORMAT

- PDF File Format
Artwork is saved in required file format : **Adobe acrobat Document (*.pdf)**
Resolution : **300 dpi**
Color Mode : **CMYK color mode**
Total File Size (front and back design) : **smaller than 20 MB**

FINISHING

- For full details of how to prepare your artwork for finishing such as
 - Spot UV
 - Hot Stamping
 - Round Corner
- Kindly refer to the General Guidelines at our website.

FONTS

- No fonts of less than 4 pts
- Curve / Path / Create outline all fonts

LINE WEIGHT

- No lines are less than 0.25pts
- Color : CMYK mode