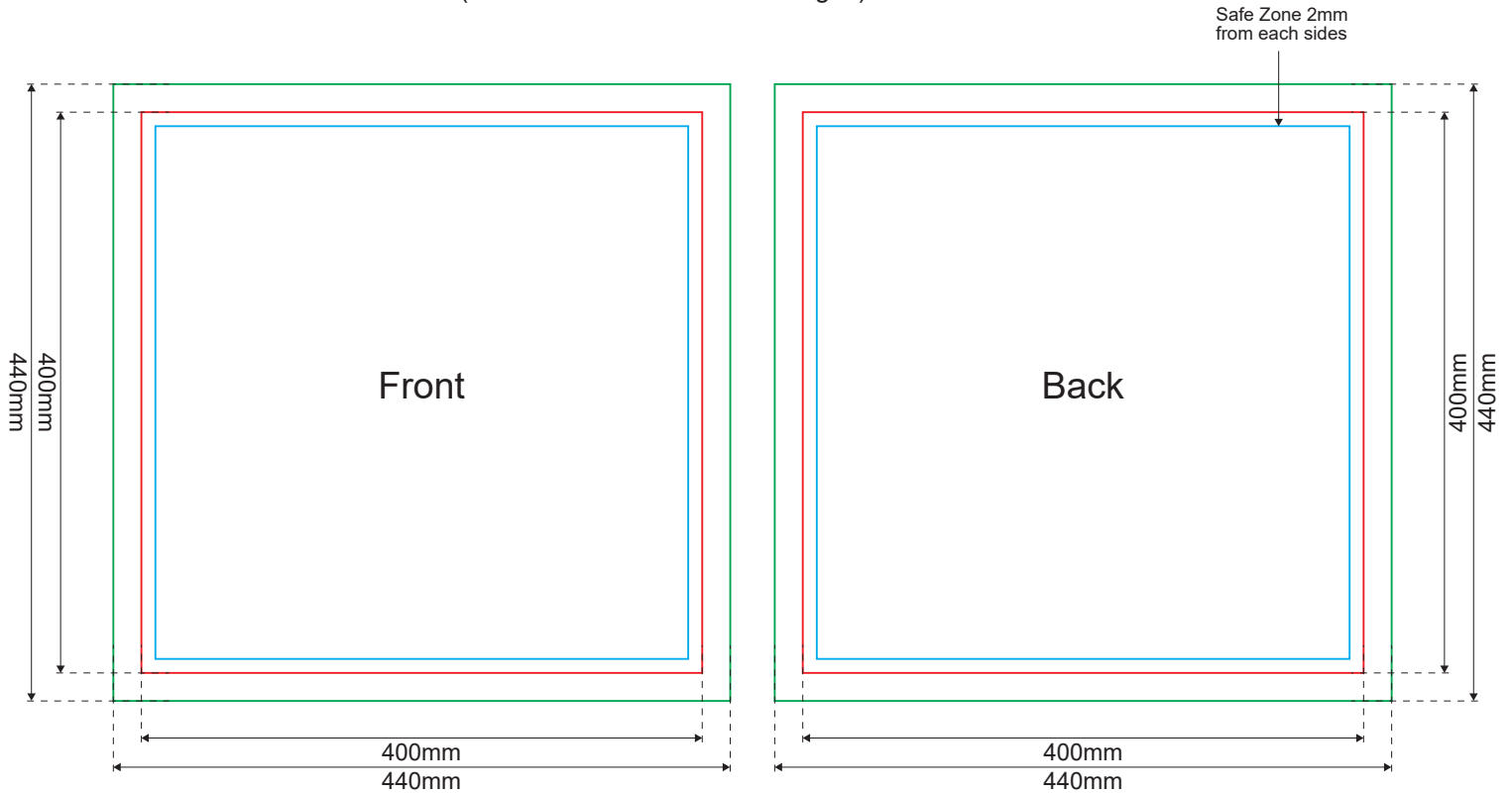


GENERAL ARTWORK DIMENSION

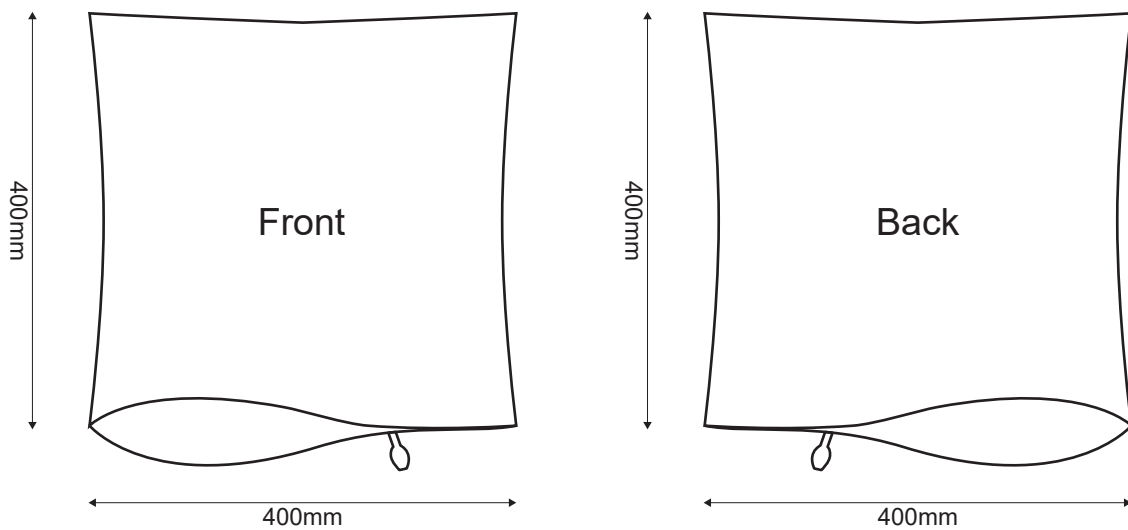
Bleeding Size : 440mm x 440mm (20mm from all sides of the edges)

Artwork Size : 400mm x 400mm

Safe Zone : 380mm x 380mm (10mm from all sides of the edges)



- Bleeding Line
- Actual Size
- Safe Zone




Actual Size of Pillow after sewing (400mm x 400mm)

Please refer our Printing guideline below to make sure your artwork is prepared correctly. Excard will NOT held any responsibility for the artwork prepared which does not follow the printing guideline.

ARTWORK PRECAUTION

1. Please do not set your artwork exactly/near the sewing line. If you do so, you might get your end product with a little white border. Sewing is done by human & machine, no 100% precision sewing according to the sewing line.



The white border occur if you do not full bleed the artwork

2. Miss alignment of front & back side artwork is not claimable. Sewing alignment is done by human and there is no 100% accuracy & precise sewing skill. (Sewing Tolerance: +/- 30mm)



STANDARD CHECKLIST

IMAGE

- Ensure all the image are in CMYK color mode and maximum total ink coverage must not more than 240%. (Too much ink coverage may caused text or image look blurred and affect overall color outcome)
- Ensure resolution of all images are set to 300dpi or above.

FONTS

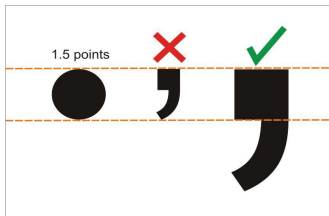
- Normal Font Size: Minimum 10 pts
- Reverse Font Size: Minimum 15 pts

LINE WEIGHT

- Normal Line Thickness: Minimum 1 pts
- Reverse Line Thickness: Minimum 2 pts

DOT

- Normal Dot Thickness: Minimum 2 pts
- Reverse Dot Thickness: Minimum 3 pts
- Gap Between Line and Dot: Minimum 2 pts



MARKING & TRAPPING

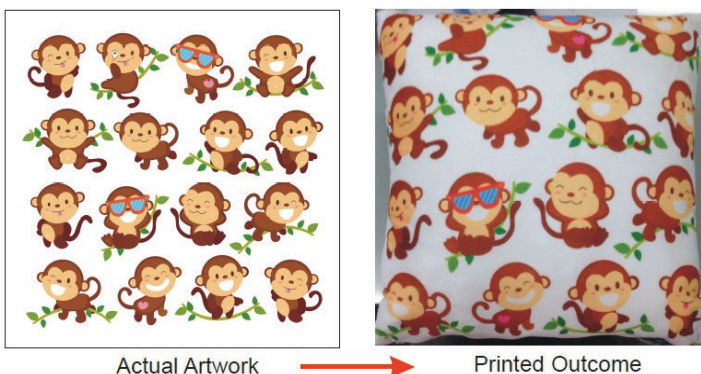
- Do not apply any crop mark and trapping to your files, including box or bleeding marking or margin marking.

COLOR

- CMYK max 240%

Important Notes for 4C Printing:

Printing onto Pillow is significantly different than printing on paper, It is using Heat Press process onto the material. The print output couldn't exactly same as the artwork you have submitted through online due to Heat Press technology, the product outcome will be slightly grainy, darker or lighter and the resolution couldn't 100% clear as the screen preview. While lighter shades outcome might appear lighter or less visible compare to screen artwork.



FILE PREPARATION

- Artwork is saved in required file latest format of Adobe Acrobat version (.pdf).
- Resolution 300dpi and color mode CMYK.
- PDF files must prepare for artwork according types of product.

File (s)	Print Side	Artwork
PDF 1	Front	Page 1: Front Artwork
PDF 2	Back	Page 1: Back Artwork