

PRE-INKED STAMP

Example:

i) Shape: Rectangle, Model: CB 1340



Plate Size (Dotted Line): 44mm x 17mm
 Artwork Size (Solid Line): 36.5mm x 9.5mm

ii) Shape: Round, Model: CBD 17




Plate Size (Dotted Line): Diameter 21mm
 Artwork Size (Solid Line): Diameter 13.5mm

RUBBER STAMP

Example:

i) Shape: Rectangle, Model: RS 2045



Plate Size (Dotted Line): 45mm x 20mm
 Artwork Size (Solid Line): 43mm x 18mm

ii) Shape: Round, Model: RSD 27




Plate Size (Dotted Line): Diameter 27mm
 Artwork Size (Solid Line): Diameter 25mm

SELF-INKED STAMP

Example:

i) Shape: Rectangle, Model: CSI-20




Plate Size (Dotted Line): 23mm x 51mm
 Artwork Size (Solid Line): 17mm x 45mm

ii) Shape: Round, Model: C-24


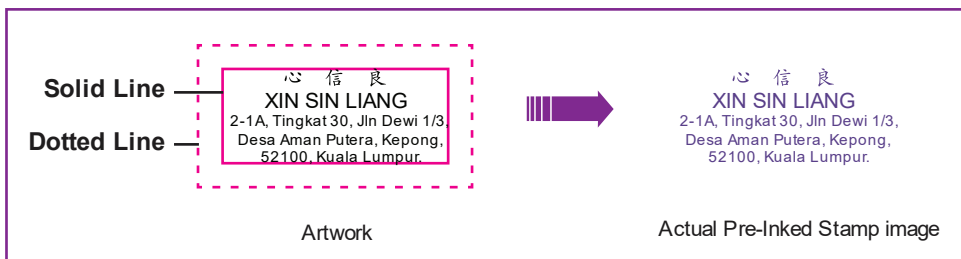


Plate Size (Dotted Line): Diameter 28mm
 Artwork Size (Solid Line): Diameter 22mm

ARTWORK GUIDELINE

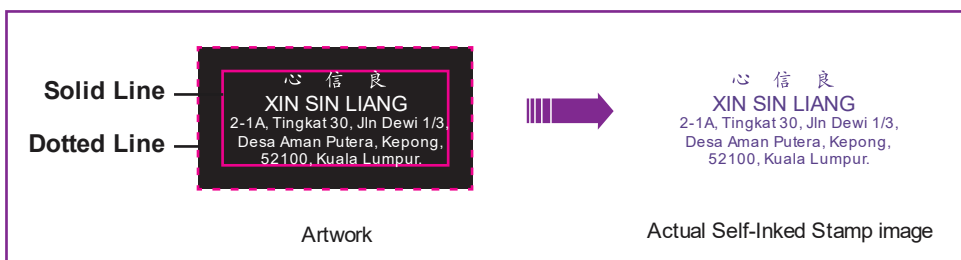
1. Keep your design within the **Solid Line**.
2. **DO NOT DELETE or MODIFY** the Solid and Dotted Line when preparing artwork file.
Actual Index Rubber Stamp outcome do not contain any guideline.

PRE-INKED STAMP & RUBBER STAMP



1. Prepare your artwork design in K100 (Black).
2. You will only be required to select ink colour during ordering process. (for pre-inked stamp)

SELF-INKED STAMP



1. Prepare your artwork design in **REVERSE** K100 (Black).
2. You will only be required to select ink colour during ordering process.

**ARTWORK PRECAUTION
(PRE-INKED STAMP / RUBBER STAMP / SELF-INKED STAMP)**

Image

1. Ensure your images **DO NOT** contain **tints/gradient**.
2. Ensure your images are sharp. We recommend you to set your images to or above 300dpi.
3. We strongly recommend you to REDRAW your scanned image/logo for a clearer and sharper stamp image.



LOGO X

Images contain tints



LOGO X

Images blur



LOGO ✓

Images are sharp and do not contain tints.



X



✓

Text

1. Minimum font size: **7 pts**
2. Minimum Chinese font size: **9 pts**

XIN SIN LIANG
2-1A, Tingkat 30, Jln Dewi 1/3,
Desa Aman Putera, Kepong,
52100, Kuala Lumpur.

Serif fonts type: Times New Romans,
Courier, New Century Schoolbook, Palatino, etc..

X

XIN SIN LIANG
2-1A, Tingkat 30, Jln Dewi 1/3,
Desa Aman Putera, Kepong,
52100, Kuala Lumpur.

Sans Serif fonts type: Arial, Bookman,
Helvetica, Avant Garde, Geneva, etc...

✓

3. Reverse artwork is not allow for pre-inked stamp and rubber stamp.
4. **Avoid** to use bold fonts or Text which too close to each other such as Stamped images, it will smudge due to ink spread.

Bold Bold BOLD Bold BOLD BOLD

Examples : Extra bold fonts


5. **Curve/Create Outline/Path** to all fonts.

X

**ARTWORK PRECAUTION
(PRE-INKED STAMP / RUBBER STAMP / SELF-INKED STAMP)**

Line and Dot

- Line thickness:
 - Pre-inked Stamp and Rubber Stamp cannot less than 0.5pts.
 - Self-inked Stamp cannot less than 1.0pt.
- Dot thickness cannot less than **0.4mm**.
- Avoid Line and Dot with gap smaller than those shown in the image below, as it may smudge due to ink spread.



ARTWORK PREPARATION

- Artwork must be a **vector** graphic, text, and shape.
(Photo file such as JPEG, TIFF, PNG, etc... is not allowed)
- Ensure all the artwork is following to our setting.
- Artwork color won't be carry out in finished goods product, hence full black would be advise for your artwork.
- Artwork is saved in latest format of **Adobe Acrobat Document (.pdf)**

Example:

Pre-inked Stamp & Rubber Stamp



Self-inked Stamp



PRODUCT SIZE TEMPLATE

- Artwork is prepared in the correct **product size template**.
- DO NOT** delete solid line and dotted line.
- Design is within **safe zone** (solid line).