


CANVAS TOTE BAG


Product Size Template

Please always download product size templates or ready design e-Template to ensure your design is error free.

Model	Bag Size (Width x Height x Depth)	Printable Area (Width x Height)
CT8-A3	360 x 400 x 0	180 x 290
CTD12-A3	360 x 320 x 100	310 x 230



CT8-A3



CTD12-A3

Important:

1. Keep all important details inside the Printable Area.
2. Please ensure all artwork is done according to our guideline and requirement.
3. When converting artwork to PDF format, delete all guidelines in the Product Size Template
4. You will need to submit **1 PDF files only**. Artwork must be saved in the latest format of Adobe Acrobat Document (.pdf)

File Preparation

Page Arrangement for:

1-Sided Printing

Page 1: Front

2-Sided Printing

Page 1: Front

Page 2: Back

■ Artwork Precaution

Please refer our **Printing guidelines** below to ensure your artwork is prepared correctly. **Excard shall NOT be held liable for any of defects in printing due to designs not correctly prepared as advised here.**

■ Artwork

1. 1C Printing : Vector only, solid color and without any tint or gradient fill.

■ Font

1. Font size must not be smaller than **4mm**

Example:



2. Font thickness minimum is as follows:

Example:

Normal Printing	Reverse Printing

■ Line

1. Line thickness minimum is as follows:

Example:

Normal Printing	Reverse Printing




















■ Other


















For 1C Printing

- i. Please add additional **0.2mm** for each measurement if the printing color is White color
- ii. Individual Font and Line color must be in **ONE COLOR** only, to avoid wording blurry problem.

■ Artwork Color Conversion (For 1C Printing Only)

Please refer to the table below for any color fills needed during artwork preparation.

Colour	Code	Palettes
CMYK	K100	
Pantone Solid Coated	Cool Gray 7 C	
	Cool Gray 8 C	
	Cool Gray 10 C	
	Cool Gray 11 C	
	4655 C	
	7589 C	
	7533 C	
	7518 C	
	498 C	
	2111 C	
	2380 C	
	648 C	
	2141 C	
	2382 C	
	2145 C	
	326 C	
	360 C	
	361 C	

Colour	Code	Palettes
Pantone Solid Coated	2291 C	
	7741 C	
	7732 C	
	7735 C	
	YELLOW C	
	YELLOW 012 C	
	137 C	
	1645 C	
	185 C	
	1795 C	
	1797 C	
	230 C	
	231 C	
	232 C	
	7647 C	
	2046 C	
	2072 C	
	2665 C	