

Download Die-line Template will be bigger than the open-size you selected. You must prepare the artwork size show as example below when you submit your order. For order submission, your artwork must be prepared in the size as shown in the example below.



272.5mm
 (268.5mm
 + 2mm (top edge)
 + 2mm (bottom edge))

380mm (376mm + (2mm(left edge) + 2mm(right edge)))

Page Size:
 Open-size for Die-line = 376mm X 268.5mm
 Total open-size after bleeding = 380mm X 272.5mm
 (Artwork size for Contract Proof submission)

File Preparation:

1. Artwork Size

- Add 2.0mm for Bleeding on all sides.
- For Back Panel, Bleed out 3.0mm onto the Glue Flap.

2. Page Size

-How to calculate page size:

If open size for die-line is H:268.5mm x W: 376mm;
then total open size for page is H: 272.5mm x W: 380mm. } Please refer page 1

- There be an additional 4.0mm for the page size due to the adding of the 2.0mm Bleeding on all sides.

3. Die-line Indicator

- The Die-line Indicator MUST be included on the Full Artwork Page (Page 1) and Die-line Artwork Page (Last Page).
- The size of the Die-line Indicator in the die-line downloaded may be big.
- Therefore, simply reduce the size to make it fit into the available space on the artwork page.

4. Optional Finishing (Spot UV, Hot Stamping, Embossing)

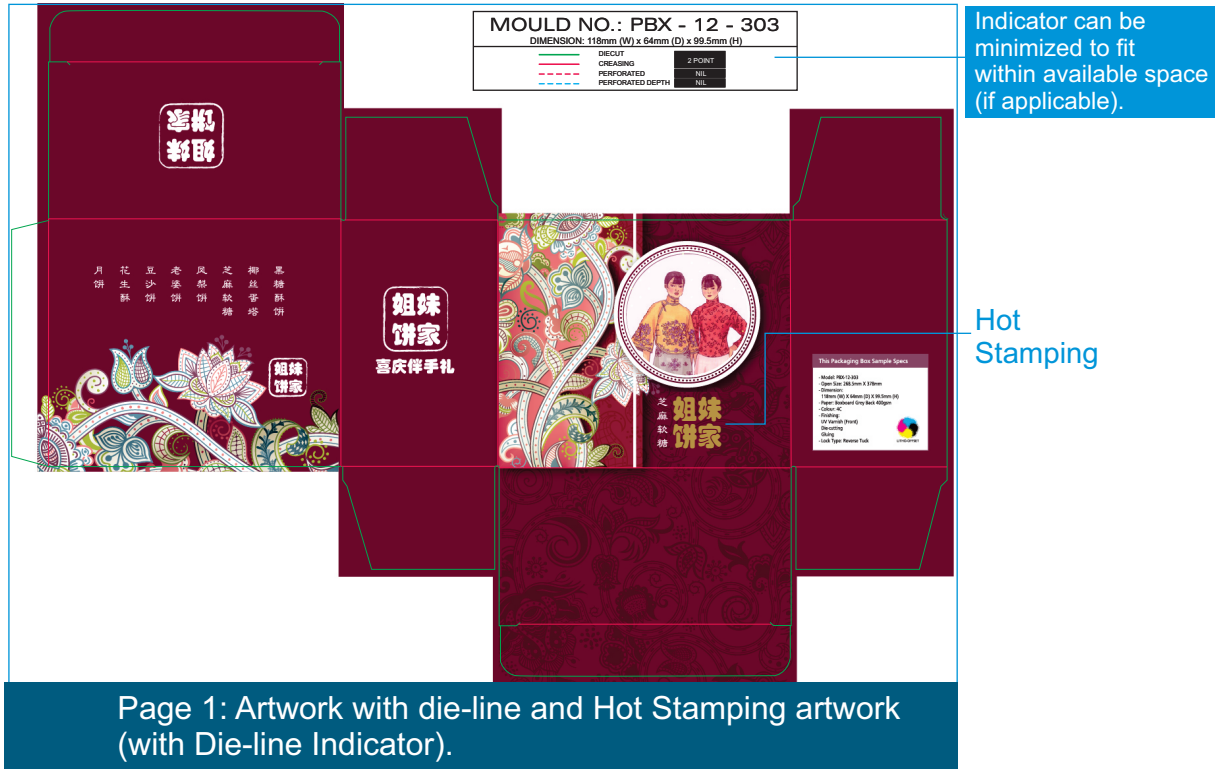
- The artwork page arrangement is according to the Optional Finishing.


5. After preparing all the necessary files, you are required to Zip all the PDF files together (in zip format) or combine all files and save into 1 PDF file, only then upload your artwork when placing order.

The table below shows the artwork file preparation page sequence for optional finishing combinations.


<p>Artwork without Any Optional Finishing</p> <p>Page 1: Full artwork with die-line (with Die-line Indicator) Page 2: Printable artwork only Page 3: Die-line only (with Die-line Indicator)</p>	<p>Artwork with Spot UV only</p> <p>Page 1: Full artwork with die-line (with Die-line Indicator) Page 2: Printable artwork only Page 3: Spot UV artwork in Process Black Colour Page 4: Die-line only (with Die-line Indicator)</p>
<p>Artwork with Hot Stamping only</p> <p>Page 1: Full artwork with die-line and Hot Stamping artwork (with Die-line Indicator) Page 2: Printable artwork only Page 3: Hot Stamping artwork in Pantone Colour Code Page 4: Die-line only (with Die-line Indicator)</p>	<p>Artwork with Embossing only</p> <p>Page 1: Full artwork with die-line (with Die-line Indicator) Page 2: Printable artwork only Page 3: Embossing artwork in Process Cyan Colour Page 4: Die-line only (with Die-line Indicator)</p>
<p>Artwork with Spot UV + Hot Stamping</p> <p>Page1: Full artwork with die line and Hot Stamping artwork (with Die-line Indicator) Page2: Printable artwork only Page3: Spot UV artwork in Process Black Colour Page4: Hot Stamping artwork in Pantone Colour Code Page5: Die-line only (with Die-line Indicator)</p>	<p>Artwork with Spot UV + Embossing</p> <p>Page1: Full artwork with die-line (with Die-line Indicator) Page2: Printable artwork only Page3: Spot UV artwork in Process Black Colour Page4: Embossing artwork in Process Cyan Colour Page5: Die-line only (with Die-line Indicator)</p>
<p>Artwork with Hot Stamping + Embossing</p> <p>Page1: Full artwork with die-line and Hot Stamping artwork (with Die-line Indicator) Page2: Printable artwork only Page3: Hot Stamping artwork in Pantone Colour Code Page4: Embossing artwork in Process Cyan Colour Page5: Die-line only (with Die-line Indicator)</p>	<p>Artwork with Hot Stamping + Spot UV + Embossing</p> <p>Page1: Full artwork with die-line and Hot Stamping artwork (with Die-line Indicator) Page2: Printable artwork only Page3: Spot UV artwork in Process Black Colour Page4: Hot Stamping artwork in Pantone Colour Code Page5: Embossing artwork in Process Cyan Colour Page6: Die-line only (with Die-line Indicator)</p>

Below are examples of artwork submission pages with optional finishing (Spot UV, Hot Stamping & Embossing).





Page 3: Spot UV artwork in Process Black Colour (C=0 , M=0, Y=0, K=100).



Page 4: Hot Stamping artwork in Pantone Colour Code [Pantone 817C (Gold) or Pantone 877C(Silver)].

