



PRODUCT SPECIFICATION

| Size                          | Package                       | Paper Type      |   | Print Side            | Print Colour<br>(Front + Back) | Ups per Fan | Layer | Quantity<br>(pcs)                           | Process Days<br>(excluding order day & receive day) |  |             |   |  |   |   |                |
|-------------------------------|-------------------------------|-----------------|---|-----------------------|--------------------------------|-------------|-------|---|---|--|-------------|---|--|---|---|----------------|
|                               |                               | Layer Sequence  | Material  |                       |                                |             |       |   |   |  |             |   |  |   |   |                |
| 242mm x 280mm<br>(9.5" x 11") | Multi-layer<br>Computer Form  | Top Layer       | <b>NCR Black Image Top:</b><br>White 55gsm, Yellow 55gsm,<br>Green 55gsm, Pink 55gsm,<br>Blue 55gsm, White 80gsm    | Front<br>side<br>only |                                |             |       | 2,000<br>3,000<br>5,000<br>10,000<br>20,000 | <b>10 days</b>                                      |  |             |   |  |   |   |                |
|                               |                               | Middle Layer    | <b>NCR Black Image Middle:</b><br>White 50gsm, Yellow 50gsm,<br>Green 50gsm, Pink 50gsm,<br>Blue 50gsm              |                       |                                |             |       |   |   |  |             |   |  |   |   |                |
|                               |                               | Bottom Layer    | <b>NCR Black Image Bottom:</b><br>White 55gsm, Yellow 55gsm,<br>Green 55gsm, Pink 55gsm,<br>Blue 55gsm, White 80gsm |                       |                                |             |       |   |   |  |             |   |  |   |   |                |
|                               | Single Layer<br>Computer Form | Single Layer    | Simili Paper 60gsm  |                       |                                |             |       |   |   |  | 1<br>2<br>3 | 1 |  |   |   |                |
|                               | Pay Slip** 3                  | Top Layer**1    | NCR Black Image Top White 55gsm   |                       |                                |             |       |   |   |  |             |   |  | 2 | 3 | <b>16 days</b> |
|                               |                               | Middle Layer**2 | NCR Black Image Middle White 80gsm  |                       |                                |             |       |   |   |  |             |   |  |   |   |                |
|                               |                               | Bottom Layer**2 | NCR Black Image Bottom White 80gsm  |                       |                                |             |       |   |   |  |             |   |  |   |   |                |

**Remarks:**

\*\*1. Member must provide the artwork for the Top Layer as well. Overall, member must provide 3 different artwork for Top, Middle and Bottom Layer.

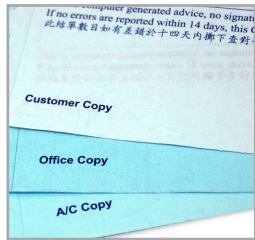
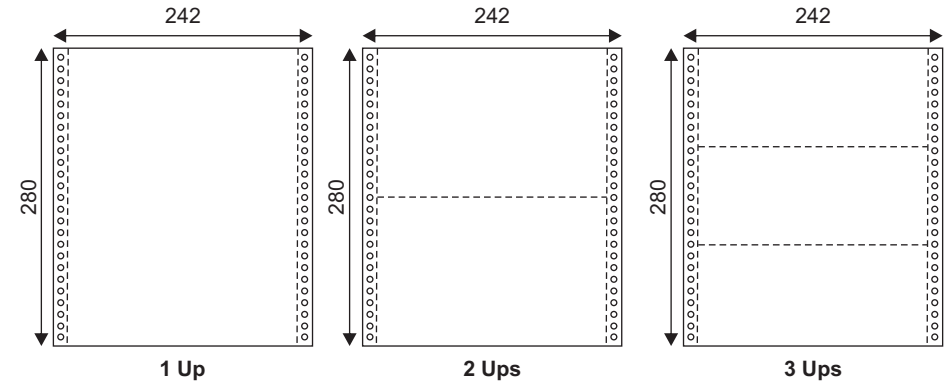
\*\*2. Pay Slip comes with default black & white security tinting on the back of the middle and bottom layer.

\*\*3. For Pay Slip printing specification, kindly refer to **Artwork Specs** : Guideline for preparing Computer Form artwork.



PRODUCT SPECIFICATION


| Finishing<br>(Optional - Applicable only for Multi-layer computer form)   |   |   |
|---|---|---|
| Copy Change<br>(Applicable only for 1C & 2C Printing)   |   | Numbering   |
| English Font  | Chinese Font  |   |
| <b>Font Colour:</b><br>1 Colour<br>(MUST BE selected from printing colour)<br><br><b>Font:</b> Arial in caps<br><br><b>Font Size:</b><br>8pts - max 19 characters<br>10pts - max 15 characters<br>12pts - max 13 characters | <b>Font Colour:</b><br>1 Colour<br>(MUST BE selected from printing colour)<br><br><b>Font:</b> 经典繁平黑<br><br><b>Font Size:</b><br>8pts - max 17 characters<br>10pts - max 14 characters<br>12pts - max 11 characters | <b>4 - 7 digits<br/>(RED colour)</b><br><br>** The last digit MUST always begin with 1<br>Example : 0001<br>00101<br>000501 |



Copy Change




Numbering




Security Tinting (confusing)\*\* 2 & 3



Standard for all Dot-matrix printer



Side Perforation



Security Seal Pay Slip

Remarks:

- \*\*1. Numbering will be printed in RED for on first layer. The numbering on the subsequent layer(s) will be a carbon copy of first layer.
- \*\*2. For Pay Slip Package, Security Tinting (confusing design) is compulsory applicable to middle layer and bottom layer.
- \*\*3. Color for Security Tinting (confusing design) is NBLK 0001 (Black).